



Nursery Stock

Winter Hardiness Guarantee

Expires June 1, 2022

Nursery Stock

Winter Hardiness Guarantee

Expires June 1, 2022

Bring these Items by June 1st, 2022:

- This document with attached **Nursery Stock Guarantee Items receipt** that lists all warranted items.
- The entire deceased plant material including the roots.

Things to know:

- Annuals and perennials are not warranted. (**The plants not under warranty will be on a separate receipt** from the **Nursery Stock Guarantee Items receipt.**)
- Trees, shrubs, evergreens, fruits, and vining plants in the shrub lot area are considered nursery stock.
- Remember that some plants are slower in spring to break dormancy.
- Animal, human, lack of care, acts of nature, or mechanical damage is **not guaranteed.**
- **No cash refunds.** Store credit will be issued if a replacement is not available. Items purchased at a 40% discount or greater will be guaranteed for the purchased price only.
- Replacement plant is not guaranteed.

Bring these Items by June 1st, 2022:

- This document with attached **Nursery Stock Guarantee Items receipt** that lists all warranted items.
- The entire deceased plant material including the roots.

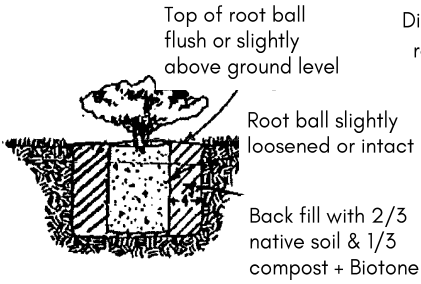
Things to know:

- Annuals and perennials are not warranted. (**The plants not under warranty will be on a separate receipt** from the **Nursery Stock Guarantee Items receipt.**)
- Trees, shrubs, evergreens, fruits, and vining plants in the shrub lot area are considered nursery stock.
- Remember that some plants are slower in spring to break dormancy.
- Animal, human, lack of care, acts of nature, or mechanical damage is **not guaranteed.**
- **No cash refunds.** Store credit will be issued if a replacement is not available. Items purchased at a 40% discount or greater will be guaranteed for the purchased price only.
- Replacement plant is not guaranteed.

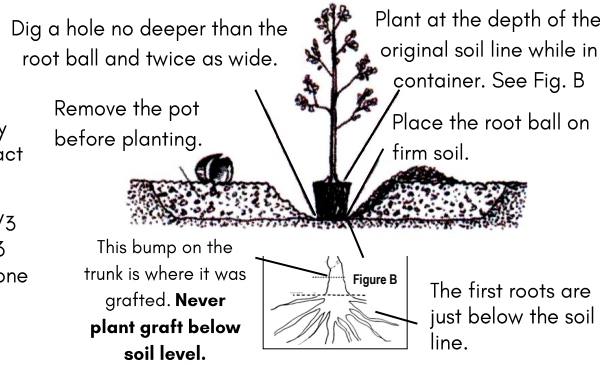
PLANT

Plant your plants as soon as possible! Store plants in the shade and check frequently for moisture if not planting right away. On hot days, you may need to water them more frequently.

SHRUB PLANTING



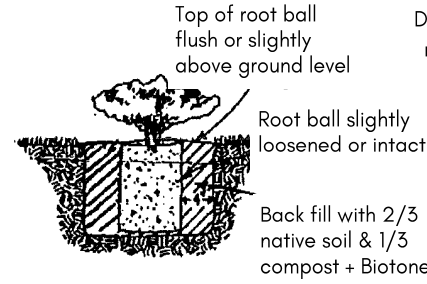
TREE PLANTING



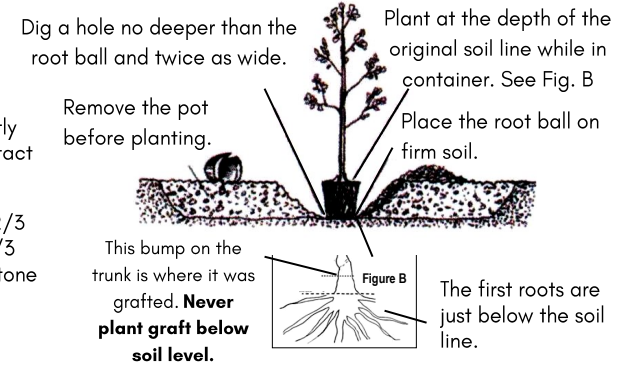
PLANT

Plant your plants as soon as possible! Store plants in the shade and check frequently for moisture if not planting right away. On hot days, you may need to water them more frequently.

SHRUB PLANTING



TREE PLANTING



MULCH

Add up to 4-inches of mulch around the base of the plant. Mulch should not be touching stem/trunk. Mulch helps keep down weeds and conserves soil moisture.

MULCH

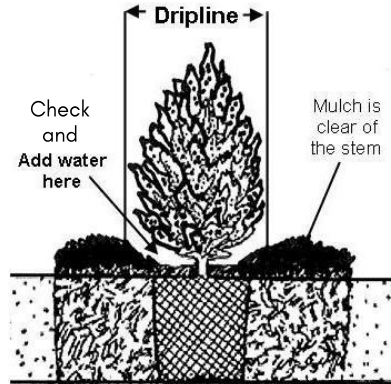
Add up to 4-inches of mulch around the base of the plant. Mulch should not be touching stem/trunk. Mulch helps keep down weeds and conserves soil moisture.

WATER

Shrubs

After planting, check daily for moisture. It takes several weeks for a plant to get established so keep checking for water. The top of the soil will be dry so check by sticking your finger down into the root ball. If moisture in the root ball is present, 2 inches down, don't water.

- It's critical to get water to the root ball rather than the surrounding soil. Even if it rains you will probably need to water (see right). **The warmer/windier the weather, the more often watering may be needed.**



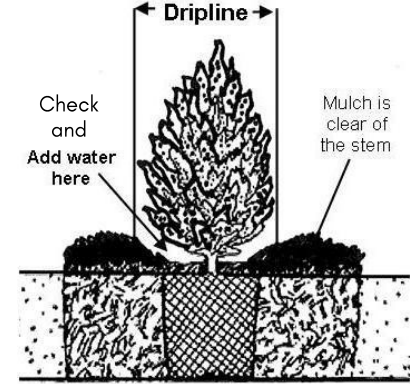
Trees

Similar to shrubs but may need more water. Always check the soil before watering. If it's moist 2 inches down into the root ball, don't water. It is best to water less frequently but thoroughly.

Shrubs

After planting, check daily for moisture. It takes several weeks for a plant to get established so keep checking for water. The top of the soil will be dry so check by sticking your finger down into the root ball. If moisture in the root ball is present, 2 inches down, don't water.

- It's critical to get water to the root ball rather than the surrounding soil. Even if it rains you will probably need to water (see right). **The warmer/windier the weather, the more often watering may be needed.**



Trees

Similar to shrubs but may need more water. Always check the soil before watering. If it's moist 2 inches down into the root ball, don't water. It is best to water less frequently but thoroughly.

FALL CARE



It's **very important** all trees and shrubs go into winter with ample moisture.

You want 1-inch of precipitation of water a week from mid-September until the ground freezes.

It's **especially important** that all evergreens are watered well late into the fall.

Apply protective tree wrap late in the fall to help protect against sun scald and rodent and rabbit damage during winter. Remove wrap by the end of April. Continue this every year until the bark begins to roughen. The wrap should extend from the ground up to the first tier of branches.

FALL CARE



It's **very important** all trees and shrubs go into winter with ample moisture.

You want 1-inch of precipitation of water a week from mid-September until the ground freezes.

It's **especially important** that all evergreens are watered well late into the fall.

Apply protective tree wrap late in the fall to help protect against sun scald and rodent and rabbit damage during winter. Remove wrap by the end of April. Continue this every year until the bark begins to roughen. The wrap should extend from the ground up to the first tier of branches.