

RENEWAL PRUNING OF SHRUBS

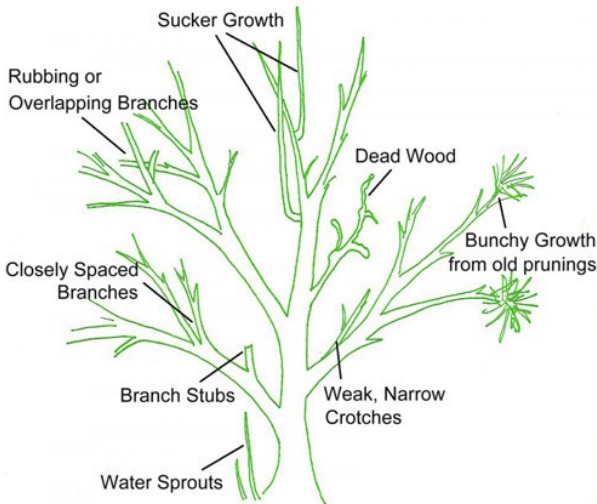
Reduce the size of a shrub & stimulate more flowering & bark color

Renewal pruning is a process that takes about 3 years. About one-third of older wood is removed each season over 3 years, primarily by using thinning cuts back to the crown (ground) or main stem. This approach maintains the overall shape of the shrub while reducing its volume and height over time. In response, and as light is allowed to penetrate the canopy, many new shoots may be initiated.

Avoiding the problem of overgrown shrubs is easy to do with a little annual maintenance. First and foremost, make sure to fit the plant to the site. Don't force a shrub species to fit into a space that is too small for its natural growth pattern or vigor. Then maintain the proper size of shrubs using appropriate thinning and heading cuts as needed to manage shrub growth, size and health.

Maintenance

Maintenance areas to watch



Maintenance Thinning vs. Heading Back




Thinning reduces size & improves light penetration.

Although **heading back** reduces the height of the shrub, it generates bunchy growth at the cut therefore reducing the amount of light penetrating the plant. This leads to thinning at the base of the shrub.

Renewal

When renewing a large, overgrown shrub remove 1/3 of the largest or oldest stems each year, over a 2 to 3 year period. After that, maintain the shrub on a yearly basis removing one or two of the largest or oldest stems and follow the maintenance practices shown above.

Renewal Pruning Before & After

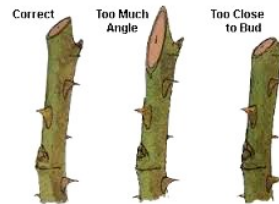


Remove the targeted stems at the base of the plant.


Good candidates for renewal pruning

- | | | |
|----------------|------------------|------------------------|
| Alpine Currant | Dogwood | Ninebark |
| Amur Maple | Euonymus | Potentilla |
| Barberry | Flowering Almond | Purple Leaf Sandcherry |
| Boxwood | Forsythia | Snowberry |
| Chokeberry | Hydrangea | Spirea |
| Clethera | Lilac | Viburnum |
| Cononeaster | Honeysuckle | Weigela |
| | Mockorange | Willow |

Making the Cut



Cut branches near the next bud at an angle so water runs off.



Use pruners for branches no larger than the size of your thumb then move up to a saw.

Renewing a shrub with many stems at the base or a single-stem



281 Saint Andrews Drive, Mankato, Minn.

507-388-4877

drummersgardencenter.com

